

KEY	
	New 375 Water Main
	Existing Water Main
	Sanitary Sewer Line
	Stormwater
	Manhole
	Valve
	Hydrant
	Gibault Joint
	Flange
	Ground Level
	Invert Level

SCALE 1:500

**JH**

JOHNSTON HATFIELD & PARTNERS  
PLANNING & SURVEYING CONSULTANTS

META CHAMBERS  
4 GLASGOW ST., MOSGIEL  
MELMORE TERRACE, CROMWELL

P.O. BOX 235  
TELEPHONE 4511  
P.O. BOX 51

ASBUILT PLANS-STAGE 3 TRUNK WATERMAIN CROMWELL

M.W.D. CONTRACT 76

PIPELINE LAYOUT

**DUFFILL WATTS & KING LTD.**  
CONSULTING CIVIL & STRUCTURAL ENGINEERS  
DUNEDIN, INVERCARGILL, BALCLUTHA, CROMWELL

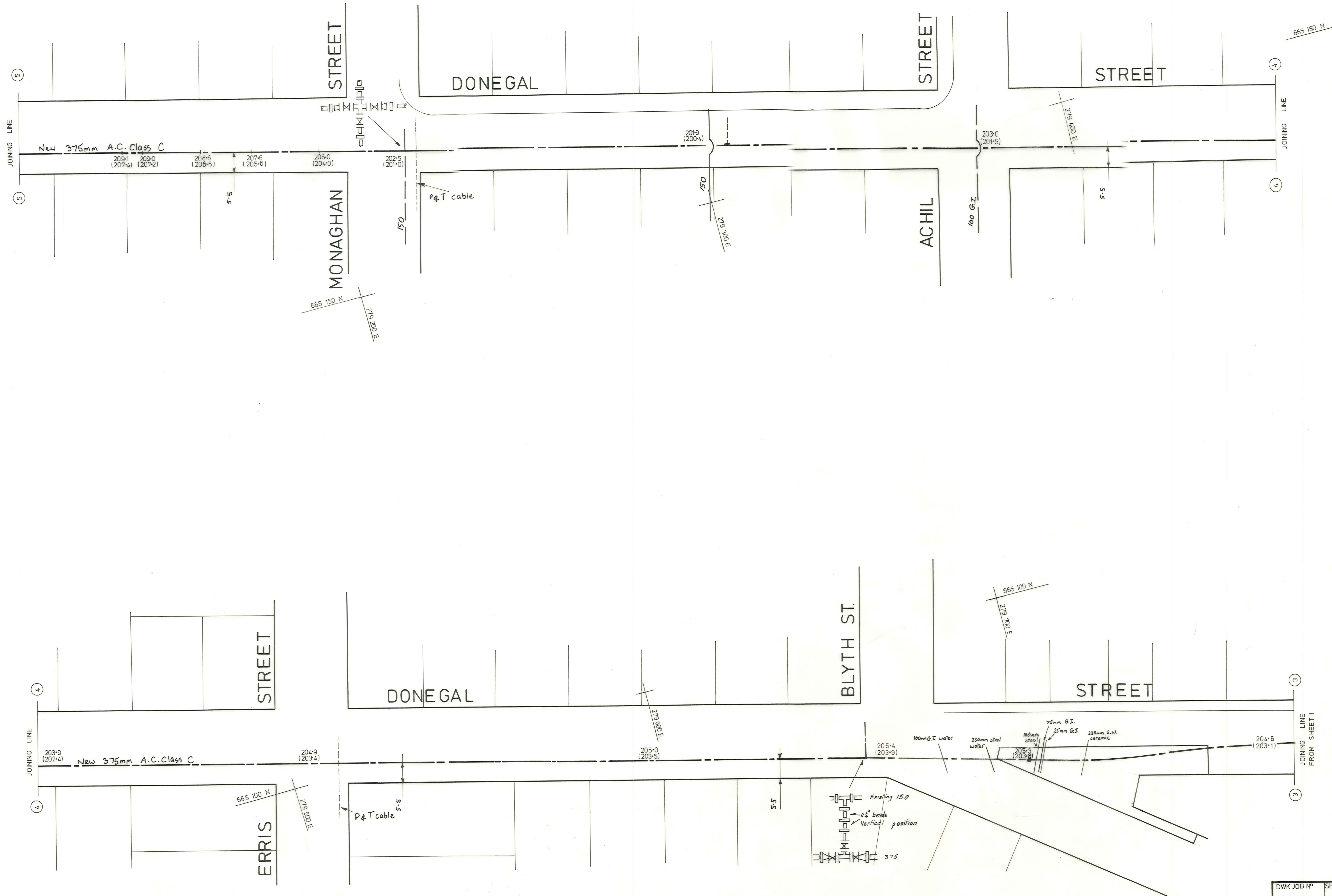
**CERTIFIED AS BUILT DRAWING**

NO CHANGE REVISIONS

SEE ALSO

AMENDMENTS	
Design	
Drawn	MSR 9/79
Traced	
Check	10/79
Survey	
Level	

DWK JOB No	8306	SHEET No	1 x
SCALE	1:500	JOB No.	C49
DATUM	M.S.L.	SHEET No.	1
			of 4 sheets



M.W.D. CONTRACT 76

PIPELINE LAYOUT

DWK JOB No. 8306 SHEET No. 2 x



JOHNSTON HATFIELD & PARTNERS  
PLANNING & SURVEYING CONSULTANTS

META CHAMBERS  
4 GLASGOW ST., MOSGIEL  
P.O. BOX 235  
TELEPHONE 4511  
P.O. BOX 51  
MELMORE TERRACE, CROMWELL

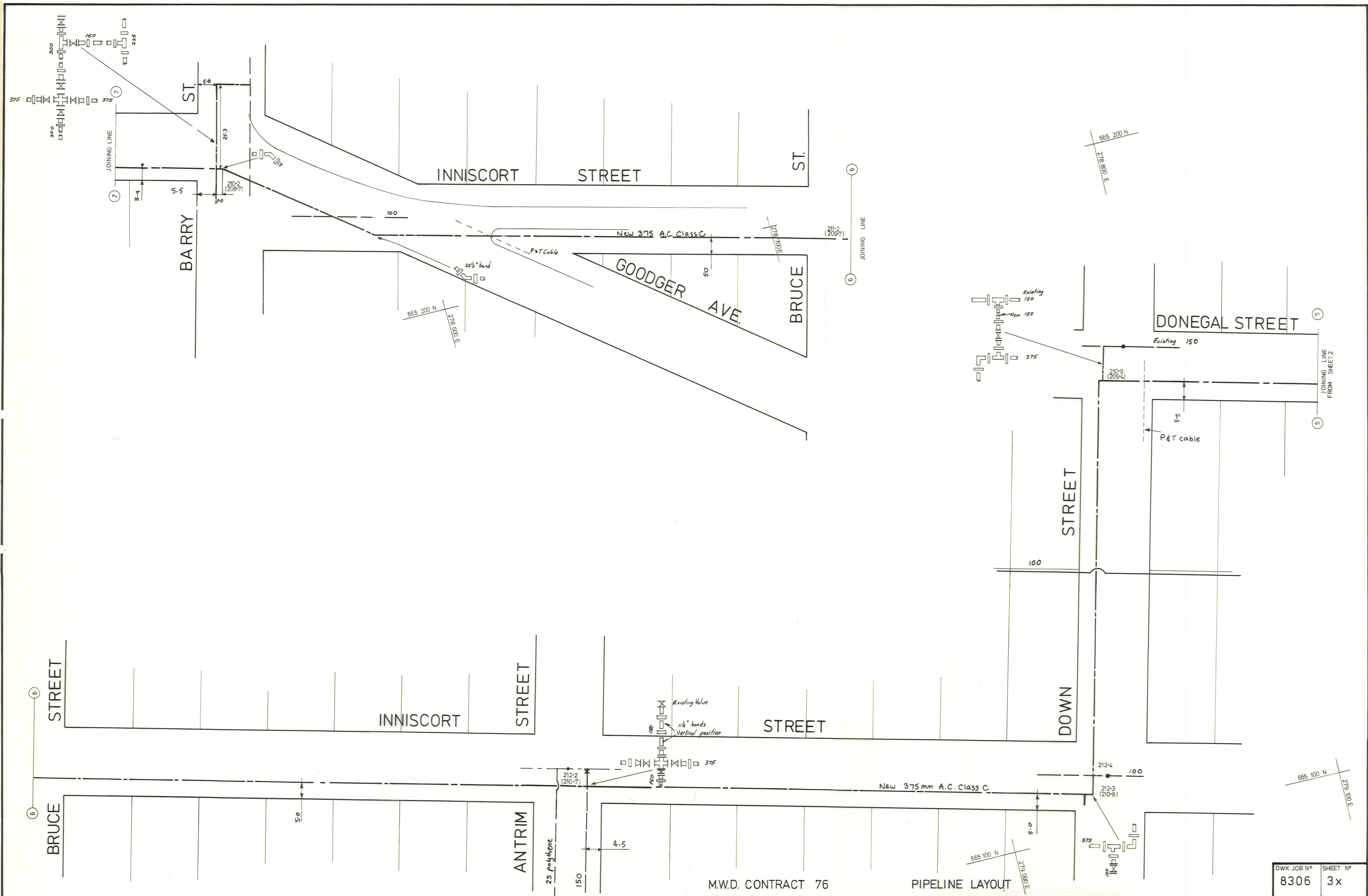
ASBUILT PLANS-STAGE 3 TRUNK WATERMAIN CROMWELL

DUFFILL WATTS & KING LTD.  
CONSULTING CIVIL & STRUCTURAL ENGINEERS  
DUNEDIN, INVERCARGILL, BALCLUTHA, CROMWELL

CERTIFIED  
**AS BUILT**  
DRAWING  
NO CHANGE  
REVIS  
SEE ALSO

			AMENDMENTS	
Design				
Drawn	MSP	9/79		
Traced				
Check		10/79		
Survey				
Level				

SCALE 1:500  
JOB No. C 49  
SHEET No. 2  
DATUM M.S.L.  
of 4 sheets



DWK JOB N° 8306 SHEET N° 3x

**JH**  
**JOHNSTON HATFIELD & PARTNERS**  
 PLANNING & SURVEYING CONSULTANTS  
 META CHAMBERS  
 4 GLASGOW ST., MOSGIEL  
 MELMORE TERRACE, CROMWELL  
 P.O. BOX 235  
 TELEPHONE 4511  
 P.O. BOX 51  
 TELEPHONE

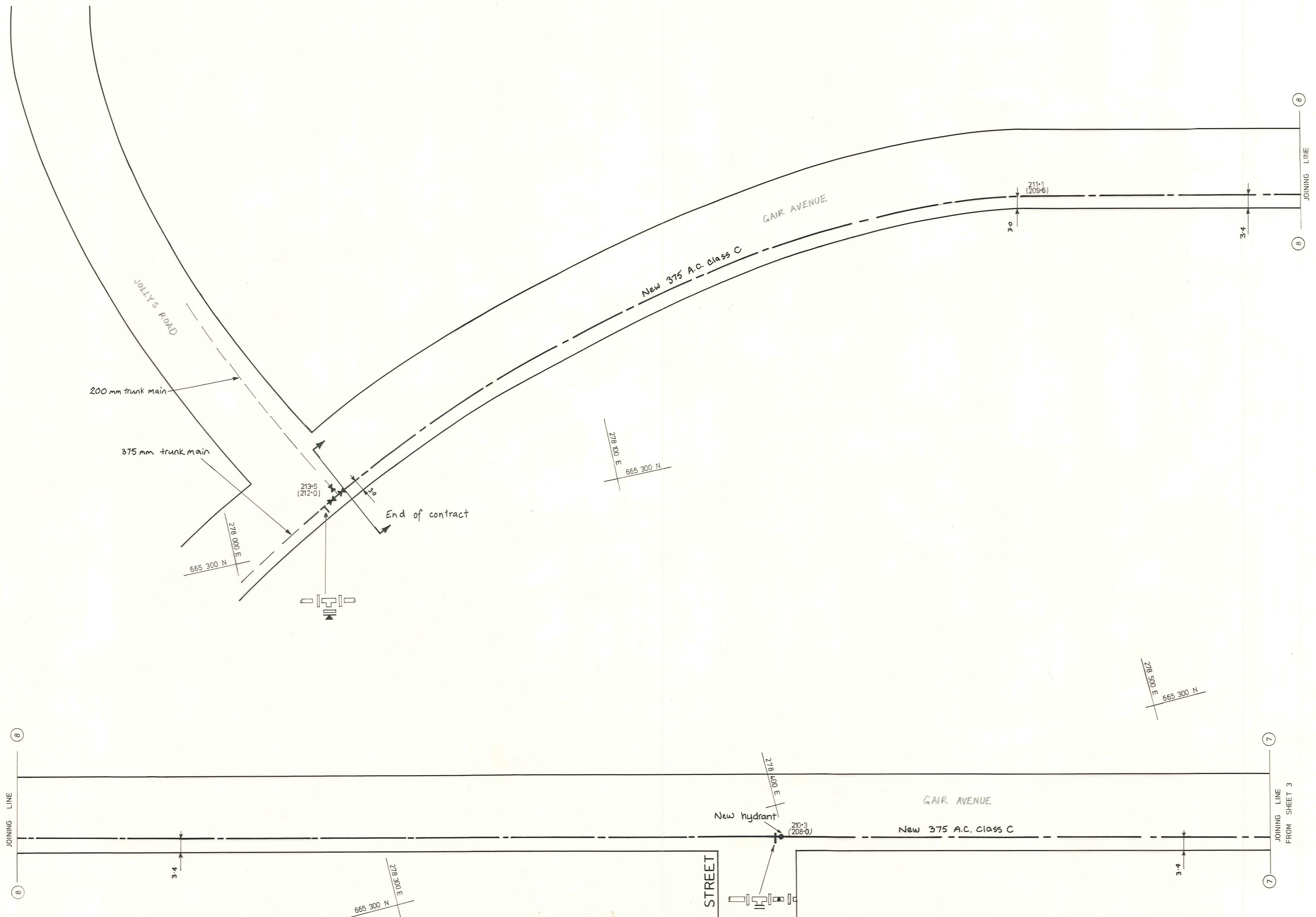
**ASBUILT PLANS-STAGE 3 TRUNK WATERMAIN CROMWELL**

**DUFFILL WATTS & KING LTD.**  
 CONSULTING CIVIL & STRUCTURAL ENGINEERS  
 DUNEDIN, INVERCARGILL, BALCLUTHA, CROMWELL.

**AS BUILT**  
 DRAWING  
 ENGINEER'S SIGNATURE AND DATE  
 NO CHANGE ✓  
 REVISOR'S SIGNATURE AND DATE  
 SEE ALSO.....

AMENDMENTS	
Design	
Drawn	MSP 9/29
Traced	
Check	10/29
Survey	
Level	

SCALE 1:500  
 DATUM M S L  
 JOB No. C 49  
 SHEET No. 3  
 of 4 sheets



M.W.D. CONTRACT 76

PIPELINE LAYOUT

DWK JOB N°	SHEET N°
8306	4 x



JOHNSTON HATFIELD & PARTNERS  
 PLANNING & SURVEYING CONSULTANTS  
 META CHAMBERS  
 4 GLASGOW ST., MOSGIEL  
 MELMORE TERRACE, CROMWELL  
 P.O. BOX 235  
 TELEPHONE 4511  
 P.O. BOX 51  
 TELEPHONE

ASBUILT PLANS-STAGE 3 TRUNK WATERMAIN CROMWELL

DUFFILL WATTS & KING LTD.  
 CONSULTING CIVIL & STRUCTURAL ENGINEERS  
 DUNEDIN, INVERCARGILL, BALCLUTHA, CROMWELL

CERTIFIED  
**AS BUILT**  
 DRAWING  
 NO CHANGE ✓  
 REVISED  
 SEE ALSO

		AMENDMENTS	
Design			
Drawn	MSP 9/79		
Traced			
Check	HL 10/79		
Survey			
Level			

SCALE	JOB No.
1:500	C49
DATUM	SHEET No.
M.S.L.	4
	of 4 sheets